


## SOD-123FL 贴片塑封普通整流二极管

## SOD-123FL Plastic-Encapsulate General-purpose Rectifiers

## SOD-123FL



## 特征 Features

- 反向漏电低流 Low reverse leakage
- 正向浪涌承受能力强 High Forward surge capability
- 高信赖性 High reliability
- 高温焊接保证 High temperature soldering guaranteed: 260 /10 秒
- 引线 and 管体皆符合 RoHS 标准 Lead and body according with Rohs standard

## 机械数据 Mechanical Data

- 封装: SOD-123FL 封装 SOD-123FL small outline plastic package
- 极性: 色环端为负极 Polarity: Color band denotes cathode end
- 环氧树脂 UL 易燃等级 Epoxy UL: 94V-0
- 安装位置: 任意 Mounting Position: Any

## 极限值和温度特性(TA = 25 除非另有规定)

## Maximum Ratings &amp; Thermal Characteristics (Ratings at 25 ambient temperature unless otherwise specified.)

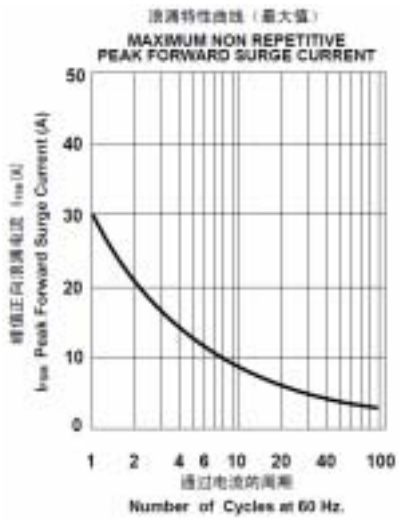
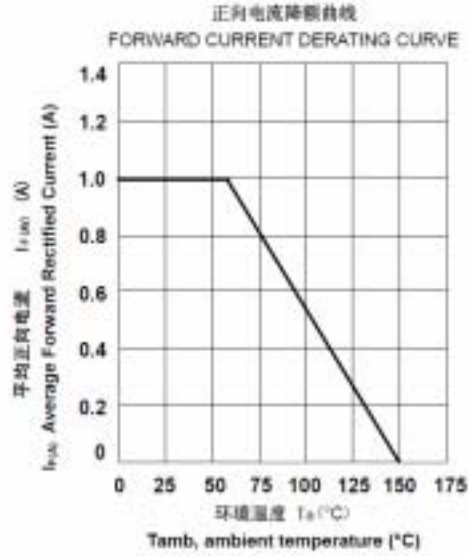
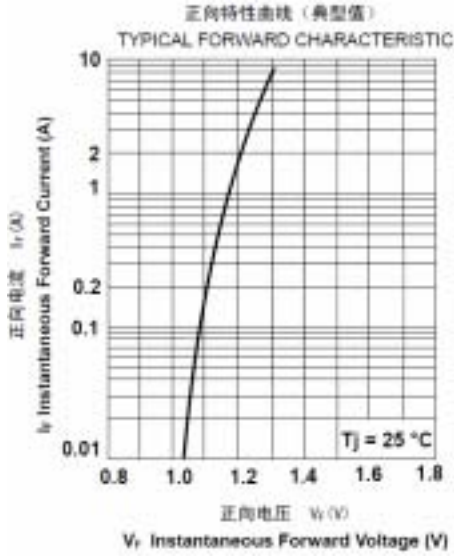
参数 Parameters	符号 Symbol	F1	F2	F3	F4	F5	F6	F7	单位 Unit
最大可重复峰值反向电压 Maximum repetitive peak reverse voltage	VRRM	50	100	200	400	600	800	1000	V
最大均方根电压 Maximum RMS voltage	VRMS	35	70	140	280	420	560	700	V
最大直流阻断电压 Maximum DC blocking voltage	VDC	50	100	200	400	600	800	1000	V
最大正向平均整流电流 Maximum average forward rectified current	IF(AV)	1.0							A
正向不重复浪涌电流 8.3ms 单一正弦半波 Non-repetitive Peak forward surge current 8.3 ms single half sine-wave	IFSM	30							A
典型热阻 Typical thermal resistance	RθJA	45							/W
工作结温和存储温度 Operation junction and Storage temperature range	Tj, TSTG	-55+150							

## 电特性(TA = 25 除非另有规定)

## Electrical Characteristics (Ratings at 25 ambient temperature unless otherwise specified.)

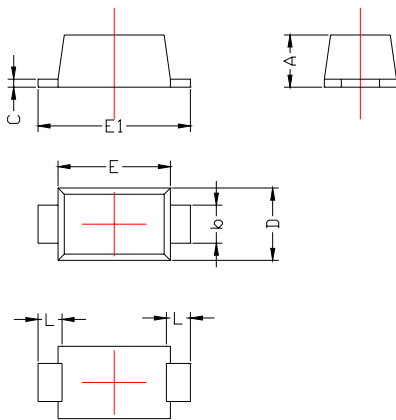
参数 Parameters	符号 Symbol	F1	F2	F3	F4	F5	F6	F7	单位 Unit
最大正向电压 @IF=1.0A Max. forward voltage	VF	1.3							V
最大反向电流@VDC TA=25 Max. reverse current TA=100	IR	5 100							uA
最大反向恢复时间 Max. reverse recover time IF=0.5A, IR=1.0A, IRR=0.25A	Trr	150				250	500		nS
典型结电容 VR=4.0V, f=1MHz Type junction capacitance	Cj	15							pF

特性曲线 Characteristic Curves



SOD-123FL PACKAGE OUTLINE Plastic surface mounted package

SOD-123FL



SYMBOL	DIMENSIONS	
	MIN.	MAX.
A	1.20	1.40
b	0.80	1.10
c	0.15	0.25
D	1.75	1.95
E	2.70	2.90
E1	3.50	3.90
L	0.35	0.85